

ΚΑ

ΥΠΟΥΡΓΕΙΟ ΠΑΙΔΕΙΑΣ, ΔΙΑ ΒΙΟΥ ΜΑΘΗΣΗΣ ΚΑΙ ΘΡΗΣΚΕΥΜΑΤΩΝ
ΚΡΑΤΙΚΟ ΠΙΣΤΟΠΟΙΗΤΙΚΟ ΓΛΩΣΣΟΜΑΘΕΙΑΣ

Ministry of Education, Lifelong Learning and Religious Affairs
English Language Certification

LEVEL A1 & A2 On the scale set by the Council of Europe

MODULE 4 SPEAKING: Candidate booklet

Exam period:
May 2010

ATTENTION

- Do not open this booklet until the exam begins.
- Time: **20 minutes**



The A1 & A2 level oral test

BASIC INFORMATION ABOUT THE TEST

Duration of the test: 15 - 20 minutes

Mode of participation: Candidates are tested in pairs but do not converse with each other.

Content:

1. Dialogue between the examiner and each candidate who answers four questions (two A1 level and two A2 level questions) about him/herself and his/her environment. (5 minutes for both candidates).
2. Talking about photos where each candidate answers four questions (two A1 and two A2 level questions) on the basis of one or more visual prompts (5 minutes for both candidates).
3. Giving and asking for information consists of two parts (6 minutes for both candidates).

The tasks in this case are always with reference to a 'multimodal' text; that is, a text which conveys information through language and image (graphic effects, symbols, pictures, and other visuals).

- (a) Part A: The examiner asks the candidate two A1 level questions with reference to one or more of the texts on the page s/he chooses. The candidate responds using the text as a source of information.
- (b) Part B: The candidate, guided by question prompts, poses three questions to the examiner relating to one multimodal text. The examiner responds (the answers are provided for him/her in the examiner pack).

Note: In all three activities the examiner interacts with each candidate in turn.

TEST MATERIALS

The Candidate Booklet

The Candidate Booklet contains:

- Information about the test and guidelines on how to carry it out (pp. 2-4).
- The Oral Test Assessment Criteria Grid (p.5).
- Photos on pp. 6-11 under a heading for Activity 2. The heading on each page indicates the theme and context of talk prompted by these visual cues.
- The multimodal texts on pp. 12-16, under a heading for Activity 3. The heading on each page or half a page indicates the theme and context of talk prompted by these texts.

The Examiner Pack

The Examiner Pack contains:

- the test items, i.e. questions for Activity 1 and the tasks for Activities 2 and 3,
- the Interlocutor Frame for the A1&A2 oral test.
- A reminder of potential trouble spots during the exam.
- The Rating Scale for A1 & A2 level.

TEST PROCEDURE

- Throughout the exam, there are two assessors and two candidates in the exam room.
- Both assessors evaluate the candidate and fill in their part of the "Oral Production Evaluation Form".
- The assessor who has the role of *Evaluator 1* sits on the side and is silent. S/he listens, observes, takes notes, and gives a mark for each candidate's performance, using the "Oral Production Evaluation Form".
- The assessor who has the role of Examiner is the one who sits facing the two candidates and who conducts the test, interacting with them. S/he rates candidates when they have left the exam room. So, besides being the Examiner, s/he has the role of *Evaluator 2*.
- The candidates are examined in pairs.
- The candidates take turns in doing the required task first. This means that if candidate A is the first one asked to respond to the questions of Activity 1, it is candidate B that is asked to begin Activity 2 and candidate A to begin Activity 3.

- Assessors should change roles frequently. It is recommended that they change roles as Evaluator 1 and Examiner (+Evaluator 2) when they have conducted the Oral Test with 2-3 pairs of candidates. However, the frequency of role change is up to them.
- Both people conducting the Oral Test are equally responsible for carrying out the test successfully.

Before the Oral Test begins:

- Make sure that you prepare for the test for at least 1½ hours. Study the Candidate Booklet and the Examiner Pack in a room made available for you.
- Work with a colleague and discuss the tasks and prompts, helping each other understand what each task type requires.
- Role-play one or two tasks and see how they work for you.
- Acquaint yourself thoroughly with the *Interlocutor Frame* provided in the Examiner Pack.
- Assessors are expected to have prepared themselves for the test by having become familiar with the information contained in the Handouts developed for the Oral Examiner Seminars.

Also:

- Find out in which examination room you will be conducting the oral test and who your Oral Test partner is going to be.
- Decide which one of you will have the role of Examiner first.
- Make sure that the desks in the examination room are set up properly, so that:
 - candidates are sitting side by side,
 - the Examiner is facing the candidates,
 - the desk of Evaluator 1 is at some distance from the candidates but allows visual contact with them.
- Make sure you have all the material you need to conduct the test. Bring your Candidate Booklet with you into the examination room as well as the Examiner Pack containing the tasks.
- Make sure also that there are two more Candidate Booklets in the room, one for each of the two candidates.

During the Oral Test remember:

In the Examiner Pack:

Activity 1

- Choose two questions from the A1 level category and two questions from the A2 level category for each candidate.

Activity 2

- Assign a different task to each candidate, and ask each one four questions: two A1 and two A2 level questions.
- Choose a different activity page for each candidate.

Activity 3

- Assign a different task to each candidate. First do part A (ask two A1 level questions, with reference to one or more texts of one thematic page) and then do part B (where the candidate asks you three questions with reference to the text).
- Choose a different activity page for each candidate.

When using the material:

- You are expected to use a variety of questions, activity pages and tasks during the Oral Test. When choosing the activity page or task, keep in mind the candidate's age, sex, education, social experiences and anything else you can guess from their appearance and the information they give you.
- You are not expected to use all questions, photos or tasks or to use them more than once. Don't use those that you think will not work for you.
- Do not give both candidates their photo/task or their multimodal text/task at the same time because this will result in one candidate having more time to prepare his/her response than the other.

Also keep in mind:

- If before or during the test you have queries or problems, consult with the Examination Centre's Committee members.
- If you need to take a break, make sure that you inform the Committee members.
- SMOKING, the USE OF CELLULAR PHONES and EATING is PROHIBITED in the exam room.
- NO-ONE SHOULD INTERFERE with your work. No-one is allowed to stand right outside the exam room, and disturb you or the candidates.
- Communicate with candidates in English exclusively.
- On the whole, be flexible and try to accommodate the candidate.
- Remember that time is limited, so allocate the time for each activity to each candidate proportionately.
- When the examination is over, thank the candidates but give no indication as to the quality of their performance.
- Make sure that THE CANDIDATES DO NOT LEAVE WITH THE CANDIDATE BOOKLETS.

USING THE OFFICIAL ASSESSMENT FORM

- Make sure the candidates' names and code numbers are on their respective forms.
- Both Evaluators mark the boxes in the columns in ball point pen (black or blue).
- The first person to give a mark for the candidate's performance, Evaluator 1 (the person not conducting the test but sitting silent on the side) fills in the boxes on the left-side column of the Form. The person who gives the second mark (the person conducting the test) Evaluator 2 fills in the boxes on the right-side column, after the candidates have left the room. The overall rating for each candidate the total mark on the test is electronically computed, so there is no space provided on the Form for this. However, you are advised to work it out for yourself, so that you know the grade you are assigning. This is especially useful in borderline cases.
- When marking, remember:
 - the highest possible score for the Oral Test is 20,
 - 0 (zero) is not only given to candidates who have no competence in English whatsoever or to those who have not responded. It is also given to candidates who do not perform according to A1-level expectations (see Assessment Criteria).
- Since Evaluators record their marking separately, their ratings may differ.
- Do not mark the form before you have made your final decision on the mark you will award.
- Make sure that you know how you will be marking the Assessment Form. Corrections are not permitted on the Form, which should not be wrinkled or damaged in any way. However, if you do make a mistake and must correct it, take it to the Exam Centre Committee so that they will help you deal with the problem.
- Fill in the appropriate boxes for each criterion like this: **■**

At the end of each testing day:

- Each day, RETURN to the Exam Centre Committee the Candidate Booklets, Examiner Packs and the completed Oral Production Evaluation Forms.
- DO NOT TAKE AWAY FROM THE CENTRE ANY OF THE TEST MATERIALS.

Follow up:

- When you have finished your duties as Examiner, please fill in the "May 2010 KPG Oral Test Feedback Form" and turn this in also to the Exam Centre Committee.

THE A LEVEL ORAL ASSESSMENT CRITERIA GRID

TASK COMPLETION (ΒΑΘΜΟΣ ΑΝΤΑΠΟΚΡΙΣΗΣ ΤΟΥ ΥΠΟΨΗΦΙΟΥ ΣΤΟ ΖΗΤΟΥΜΕΝΟ)

1. DIALOGUE / INTERVIEW (ΔΡΑΣΤΗΡΙΟΤΗΤΑ 1)	0	1	2	3
Responds to all questions, including the main content points.				
2. TALKING ABOUT PHOTOS (ΔΡΑΣΤΗΡΙΟΤΗΤΑ 2)	0	1	2	3
Responds to all the questions of the task, using the visual prompt(s) effectively and including all content points.				
3. GIVING AND ASKING FOR INFORMATION (ΔΡΑΣΤΗΡΙΟΤΗΤΑ 3)	0	1	2	3
Responds to all the questions of the task, using the visual prompt(s)/ multimodal text(s) effectively and including all content points.				


LANGUAGE USE (ΧΑΡΑΚΤΗΡΙΣΤΙΚΑ ΓΛΩΣΣΙΚΗΣ ΠΑΡΑΓΩΓΗΣ)

PRONUNCIATION AND STRESS (ΠΟΙΟΤΗΤΑ ΠΡΟΦΟΡΑΣ)	1	2		
Occasional mispronunciations, L1 accent is noticeable but output is intelligible				
VOCABULARY (ΛΕΞΙΛΟΓΙΟ)	0	1	2	3
Basic vocabulary, morphologically and semantically correct, use of memorized phrases and formulae but appropriate to the given task				
GRAMMATICAL COMPETENCE (ΓΡΑΜΜΑΤΙΚΟΤΗΤΑ)	0	1	2	3
Correct use of some simple structures, mistakes but the message gets across clearly.				
COHERENCE (ΣΥΝΟΧΗ ΛΟΓΟΥ)	0	1	2	3
Information clearly organised, use of simple cohesive devices, hesitations and reformulations				


Note: Rating scale 0-3:

0 = Unsatisfactory for A1 level
1 = Satisfactory for A1 level
2 = Partly satisfactory for A2 level
3 = Satisfactory for A2 level

Back home




Let's play!





Things I like doing




Saturday afternoon



My favourite relatives



Summer memories



Computer games

1 **Uncover the secrets hidden in the Amazon!**



BUY IT
at all electronic games shops!

New release!
Price: €
Platform: Windows Vista / XP
One-day shipping

Lost City of Z, by National Geographic

- what kind/ game?
- where/ buy?
- how much/ cost?

2 **FOR THOSE WHO LOVE SPEED AND ACTION!!!**




Best seller!

Old price: 42.99€
New price: €

Needs Playstation3 platform
5-day shipping

Order it now on

NEED FOR SPEED SHIFT, by Locus Arts, Inc.

- who/ game for?
- what/ new price/ game?
- where/ order/ it?

3 **Everyone can become A CHAMPION!**



A game for boys and !

List price: 29.99€
Platform: Playstation3 or Nintendo DS
Free games can

From 2010!

VIRTUA TENNIS 3, by MTC Games



- game/ only for boys?
- when/ buy/ game?
- what else/ get with/ game?

For Sale

4



Nokia 2010 mobile phone,
two weeks old only, in
excellent condition, 3 mega
pixel camera, Bluetooth,
only 100€.
Call [redacted] on 08442369997.

- phone/ new?
- how much/ mobile phone/ cost?
- who/ call?

5

German Shepherd puppy for sale, black
and brown, 4 weeks old, healthy, only
100€.



Needs a loving home.
Contact Patrick:
08557282776

- what kind/ puppy?
- how old/ it?
- what/ puppy/ need?

6

Radio controlled model car
(Mini Cooper)

20 cm, brand new, orange
price: 20€

Call [redacted], 066782832
(any time)



- how big/ model car?
- how much/ it?
- who/ I/ call?

What's on?

M... ..

A film

7

M... .., 6.00 and 8.30 pm

BRAVEHEART

PARAMOUNT PICTURES PRESENTS A FILM BY MEL GIBSON MEL GIBSON MEL GIBSON
 KEVIN COSTNER PETER ONOFRI MICHAEL GIBSON
 KEVIN COSTNER PETER ONOFRI MICHAEL GIBSON
 KEVIN COSTNER PETER ONOFRI MICHAEL GIBSON

For the

A film packed with action and speed

8

Adults: 7€
 Children: 4€

3 performances per day

SPEED RACER

Showing now at cinemas

THE ALIENS VS. THE PEARSONS

9

ALIENS VS. THE PEARNS

THEY CAME FROM UPSTAIRS. JULY 31

Two performances: 5.00 pm and 7.00 pm



- 7
- who/ actor on/ poster?
 - what kind/ film?
 - when/ see/ film?

- 8
- who/ film/ for?
 - how much/ children's ticket/ cost?
 - where/ see/ film?

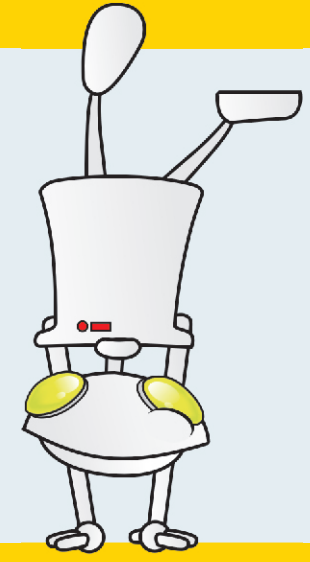
- 9
- what/ title/ of/ film?
 - what/ poster/ show?
 - what time/ can/ see/ film?

Programmes

10




WEEK 1	Mon	Tue	Wed	Thu	Fri
1st	Listening & Speaking				 Field trip to Bay 
BREAK					
2nd	Reading & Writing				
BREAK					
3rd	History of Ireland	Multimedia	Cinema	Internet	
English					
4th	Welcome party	English	English	English	

- how many/ breaks?
- when/ have/ sports?
- what/ do/ Wednesday afternoon?



- what time/ Avatar/ start?
- what kind/ film?
- how much/ ticket/ cost?

11

SCREEN	TITLE (& time)	TYPE OF FILM	TICKET
SCREEN 1	DRACULA (6.00pm and 7:45pm)	Horror film 	6 euros
SILVER SCREEN	AVATAR (6.00pm 6:30pm)	Science fiction 	10 euros
SMALL SCREEN	MADAGASCAR (5.45pm - 7.15pm)	Cartoon 	3 euros

12

<p>Folk Dances</p> <p>INSTRUCTOR Mrs Kittakou</p> <p>DAY & TIME Tuesday, 6-7pm</p> <p>FLOOR & ROOM Groundfloor, room 3</p> 	<p>English Classes</p> <p>INSTRUCTOR Mr Nelos </p> <p>DAY & TIME Saturday, 4-6pm</p> <p>FLOOR & ROOM 1st floor, room 2</p>	<p>English classes</p> <p>INSTRUCTOR Mr Alexiou </p> <p>DAY & TIME Wednesday, 7-9pm</p> <p>FLOOR & ROOM 2nd floor, room 1</p>
<p>(For more information call 02370-53.008, 02370-53.008, 9am-5pm only)</p>		

- what classes/ on Saturdays?
- what/ Mr Alexiou/ teach?
- who/ call/ more information?

Adventure camp activities

ADVENTURE CAMP

13

Walk in nature

A 3-hour walk in a forest camp. Learn how never to get lost, how to light a fire, how to find a way out of the forest, etc.

Cost: 5€ (3€ for groups of more than 5).
We leave at 11.00 am and 4.00 pm.



- where/ forest?
- what else/ do/ there?
- what time/ leave?

14

Wall climbing

Climb 3-10-meter walls, as many times as you like. Get help & learn 'professional tricks' from a coach.

Only for ages 12.
Cost: 10€ (for up to 1 hour).



- how tall/ walls?
- who/ activity/ for?
- how much/ activity/ cost?

15

Rafting

Cross a wild river in a raft with your friends and family. Experience what rafting is all about and learn the basics.

Cost: 10€.



- how/ cross/ river?
- who/ with me?
- what/ learn?

